

# 2023 ALFALFA COUNTY ASSESSOR'S OFFICE REPORT TO THE EXCISE BOARD

07/27/2023

City/Village								
DISTRICT	DESCRIPTION	PERSONAL PROPERTY	REAL PROPERTY	PUBLIC SERVICE	TOTAL VALUATION	HOMESTEAD EXEMPTIONS	OTHER EXEMPTIONS	NET VALUATION
I1-AM	Amorita City	905	213,794	26,659	241,358	9,413	0	231,945
I1-BU	Burlington City	78,523	539,582	101,227	719,332	22,000	0	697,332
I1-BY	Byron City	9,637	222,167	58,487	290,291	10,000	0	280,291
I46-CH	Cherokee City	1,432,474	6,540,402	295,458	8,268,334	357,111	67,930	7,843,293
I46-LA	Lambert City	979	42,077	146	43,202	1,000	0	42,202
I93-GO	Goltry City	22,078	887,523	312,204	1,221,805	62,000	1,642	1,158,163
I93-HE	Helena City	368,396	1,476,234	412,780	2,257,410	78,316	19,129	2,159,965
I93-JE	Jet City	123,921	749,114	148,704	1,021,739	53,305	9,922	958,512
J1-CA	Carmen City	176,987	1,089,432	430,942	1,697,361	76,513	466	1,620,382
J4-AL	Aline City	187,583	626,169	143,340	957,092	47,713	1,873	907,506
<b>CITY/VILLAGE TOTAL VALUATION</b>		<b>2,401,483</b>	<b>12,386,494</b>	<b>1,929,947</b>	<b>16,717,924</b>	<b>717,371</b>	<b>100,962</b>	<b>15,899,591</b>

County								
DISTRICT	DESCRIPTION	PERSONAL PROPERTY	REAL PROPERTY	PUBLIC SERVICE	TOTAL VALUATION	HOMESTEAD EXEMPTIONS	OTHER EXEMPTIONS	NET VALUATION
COUNTY	Alfalfa County	70,812,461	45,349,397	13,146,605	129,308,463	1,138,000	148,159	128,022,304
<b>COUNTY TOTAL VALUATION</b>		<b>70,812,461</b>	<b>45,349,397</b>	<b>13,146,605</b>	<b>129,308,463</b>	<b>1,138,000</b>	<b>148,159</b>	<b>128,022,304</b>

School								
DISTRICT	DESCRIPTION	PERSONAL PROPERTY	REAL PROPERTY	PUBLIC SERVICE	TOTAL VALUATION	HOMESTEAD EXEMPTIONS	OTHER EXEMPTIONS	NET VALUATION
I1-Burli	I1-Burlington	21,276,057	10,975,433	3,723,322	35,974,812	132,163	0	35,842,649
I46-Cher	I46-Cherokee	15,847,092	14,702,199	1,053,880	31,603,171	465,579	74,163	31,063,429
I93-Timb	I93-Timberlake	21,025,863	12,631,862	5,151,586	38,809,311	355,700	71,657	38,381,954
J1-Ringw	J1-Ringwood-M	1,275,270	91,980	4,486	1,371,736	0	0	1,371,736
J1-Woods	J1-Woods-W	7,611,354	4,257,593	2,327,959	14,196,906	99,013	466	14,097,427
J4-Aline	J4-Aline-M	3,434,700	2,575,039	857,975	6,867,714	85,545	1,873	6,780,296
J42-Garf	J42-Garfield	9,451	8,024	24,679	42,154	0	0	42,154
J54-Gran	J54-Grant M	332,674	107,267	2,718	442,659	0	0	442,659
<b>SCHOOL TOTAL VALUATION</b>		<b>70,812,461</b>	<b>45,349,397</b>	<b>13,146,605</b>	<b>129,308,463</b>	<b>1,138,000</b>	<b>148,159</b>	<b>128,022,304</b>

# 2023 ALFALFA COUNTY ASSESSOR'S OFFICE REPORT TO THE EXCISE BOARD

07/27/2023

## Vo-Tech

DISTRICT	DESCRIPTION	PERSONAL PROPERTY	REAL PROPERTY	PUBLIC SERVICE	TOTAL VALUATION	HOMESTEAD EXEMPTIONS	OTHER EXEMPTIONS	NET VALUATION
V-10	Northwest Tech Center 10	12,321,324	6,924,612	3,190,420	22,436,356	184,558	2,339	22,249,459
V-46	Northwest Tech Center 10	15,847,092	14,702,199	1,053,880	31,603,171	465,579	74,163	31,063,429
<b>VO-TECH TOTAL VALUATION</b>		<b>28,168,416</b>	<b>21,626,811</b>	<b>4,244,300</b>	<b>54,039,527</b>	<b>650,137</b>	<b>76,502</b>	<b>53,312,888</b>

I, Jennifer Roach, Assessor of Alfalfa County Oklahoma, do hereby certify that the foregoing is a true and correct statement of valuations for Real Estate, Personal Property, Public Service and Homestead Exemptions as certified by the State Board of Equalization and shown by the records in the County Assessor's office. Subscribed by my name and affixed the seal of the County Assessor's office on this day of 07/27/2023.

State of Oklahoma )  
 Alfalfa County ) SS

*Jennifer Roach*

7/27/23  
Date

Jennifer Roach  
County Assessor  
Alfalfa County



I, , County Clerk of Alfalfa County Oklahoma, do hereby certify that the above is a true, correct and complete list of the valuations of Alfalfa County Oklahoma as certified by the Alfalfa County Assessor's office.

Alfalfa - *Janeta Schwadtzky*

County Clerk  
Alfalfa County



Seal

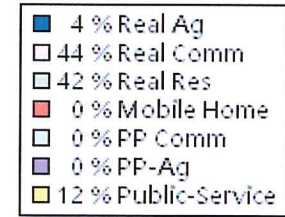
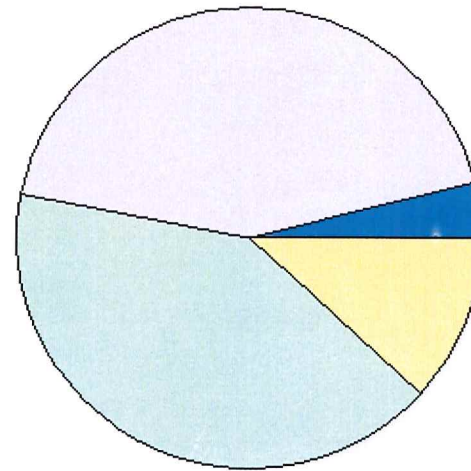
Excise Board:

*James Malbie*

*Joe Roper*     *Mike*

7-27-23  
Date

Real	Count	Value
Agricultural	14	8,551
Commercial	7	106,219
Residential	54	99,024
<b>Total Real Value</b>	<b>75</b>	<b>213,794</b>
Homestead	8	9,413
Veteran	0	0
Other	0	0
<b>Total Exempt</b>	<b>10</b>	<b>9,413</b>



**TIF Increment Value**

**Net Assessed 204,381**

**Net Assessed Under Protest**

Senior Freeze	1	1,210
Capped Parcels	33	14,068

Personal	Count	Value
Agricultural	0	0
Commercial	1	905
Mobile Home	0	0
<b>Total Personal</b>	<b>1</b>	<b>905</b>
<b>Total Exempt</b>	<b>0</b>	<b>0</b>

**TIF Increment Value**

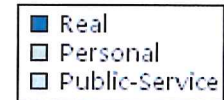
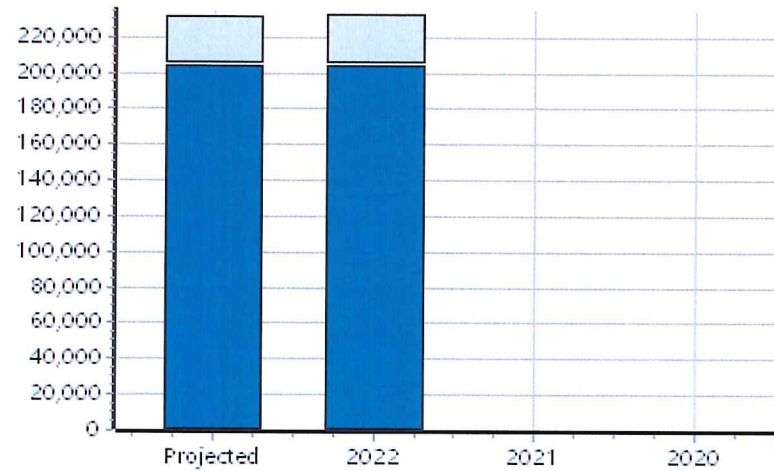
**Net Assessed 905**

**Net Assessed Under Protest**

Public Service	Count	Value
<b>Total PS Value</b>	<b>1</b>	<b>26,659</b>

**TIF Increment Value**

**Net Assessed 26,659**



**District Totals**

Total Gross Value	241,358
Homestead Loss	9,413
Other Exemption Loss	0

**TIF Increment Value**

**Retained TIF Value**

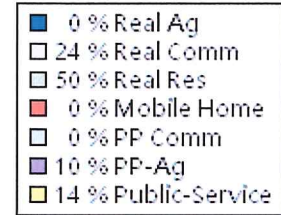
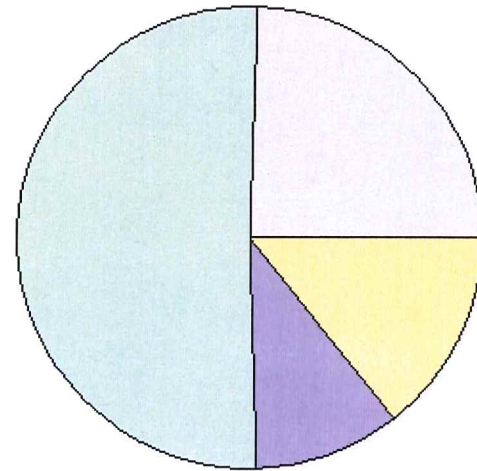
**Net Assessed Value 231,945**

**Net Assessed Under Protest**

\* Public Service Protests Values are not included on this report.

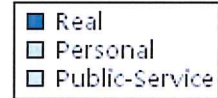
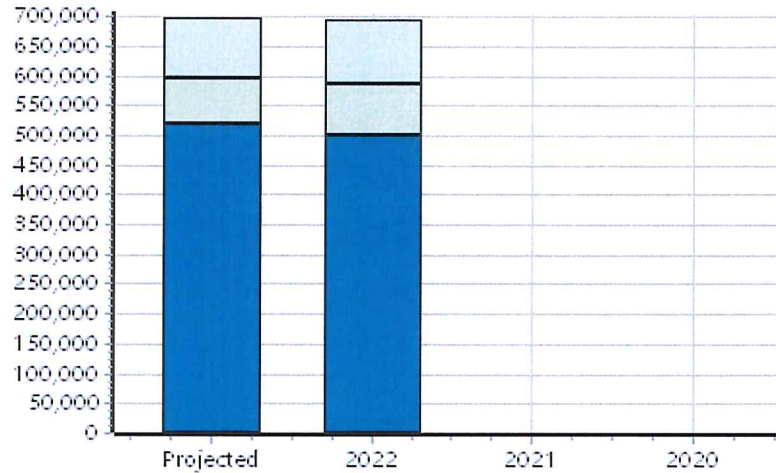


Real	Count	Value
Agricultural	13	4,656
Commercial	12	174,987
Residential	60	359,939
<b>Total Real Value</b>	<b>85</b>	<b>539,582</b>
Homestead	22	22,000
Veteran	0	0
Other	0	0
<b>Total Exempt</b>	<b>22</b>	<b>22,000</b>



<b>TIF Increment Value</b>	
<b>Net Assessed</b>	<b>517,582</b>
<b>Net Assessed Under Protest</b>	
Senior Freeze	0
Capped Parcels	72

Personal	Count	Value
Agricultural	2	77,586
Commercial	1	937
Mobile Home	0	0
<b>Total Personal</b>	<b>3</b>	<b>78,523</b>
<b>Total Exempt</b>	<b>0</b>	<b>0</b>



<b>TIF Increment Value</b>	
<b>Net Assessed</b>	<b>78,523</b>
<b>Net Assessed Under Protest</b>	

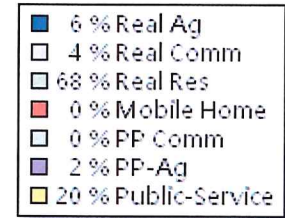
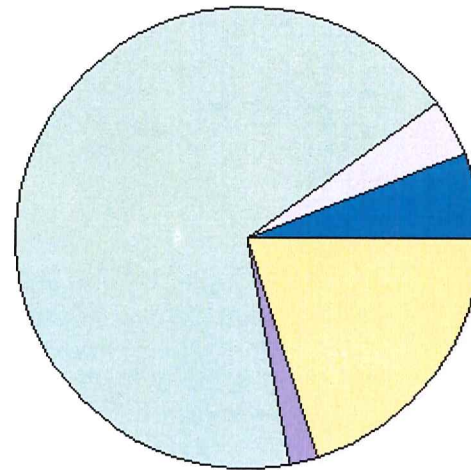
Public Service	Count	Value
<b>Total PS Value</b>	<b>2</b>	<b>101,227</b>
<b>TIF Increment Value</b>		
<b>Net Assessed</b>		<b>101,227</b>

District Totals	
Total Gross Value	719,332
Homestead Loss	22,000
Other Exemption Loss	0
<b>TIF Increment Value</b>	
<b>Retained TIF Value</b>	
<b>Net Assessed Value</b>	<b>697,332</b>
<b>Net Assessed Under Protest</b>	

\* Public Service Protests Values are not included on this report.



Real	Count	Value
Agricultural	28	16,708
Commercial	3	9,393
Residential	46	196,066
<b>Total Real Value</b>	<b>77</b>	<b>222,167</b>
Homestead	10	10,000
Veteran	0	0
Other	0	0
<b>Total Exempt</b>	<b>10</b>	<b>10,000</b>



**TIF Increment Value**

**Net Assessed** 212,167

**Net Assessed Under Protest**

Senior Freeze	0	0
Capped Parcels	27	28,744

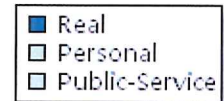
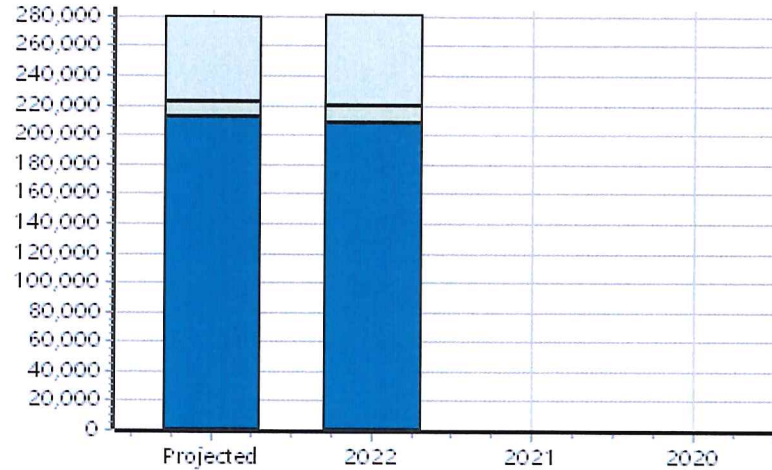
Personal	Count	Value
Agricultural	1	8,612
Commercial	1	1,025
Mobile Home	0	0
<b>Total Personal</b>	<b>2</b>	<b>9,637</b>
<b>Total Exempt</b>	<b>0</b>	<b>0</b>

**TIF Increment Value**

**Net Assessed** 9,637

**Net Assessed Under Protest**

Public Service	Count	Value
<b>Total PS Value</b>	<b>3</b>	<b>58,487</b>
<b>TIF Increment Value</b>		
<b>Net Assessed</b>		<b>58,487</b>

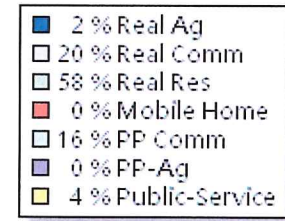
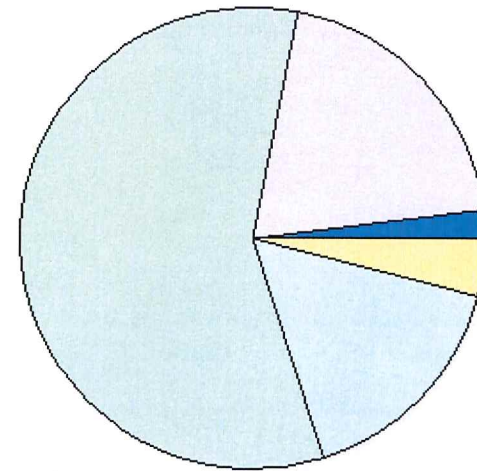


District Totals	
Total Gross Value	290,291
Homestead Loss	10,000
Other Exemption Loss	0
<b>TIF Increment Value</b>	
<b>Retained TIF Value</b>	
<b>Net Assessed Value</b>	<b>280,291</b>

**Net Assessed Under Protest**

\* Public Service Protests Values are not included on this report.

Real	Count	Value
Agricultural	39	93,972
Commercial	159	1,690,840
Residential	908	4,755,590
<b>Total Real Value</b>	<b>1,106</b>	<b>6,540,402</b>
Homestead	355	357,111
Veteran	6	47,887
Other	2	20,043
<b>Total Exempt</b>	<b>376</b>	<b>425,041</b>



**TIF Increment Value**

**Net Assessed** 6,115,361

**Net Assessed Under Protest**

Senior Freeze	40	91,750
Capped Parcels	812	2,024,629

Personal	Count	Value
Agricultural	15	80,856
Commercial	91	1,338,069
Mobile Home	6	13,549
<b>Total Personal</b>	<b>112</b>	<b>1,432,474</b>
<b>Total Exempt</b>	<b>0</b>	<b>0</b>

**TIF Increment Value**

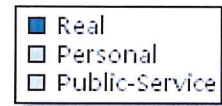
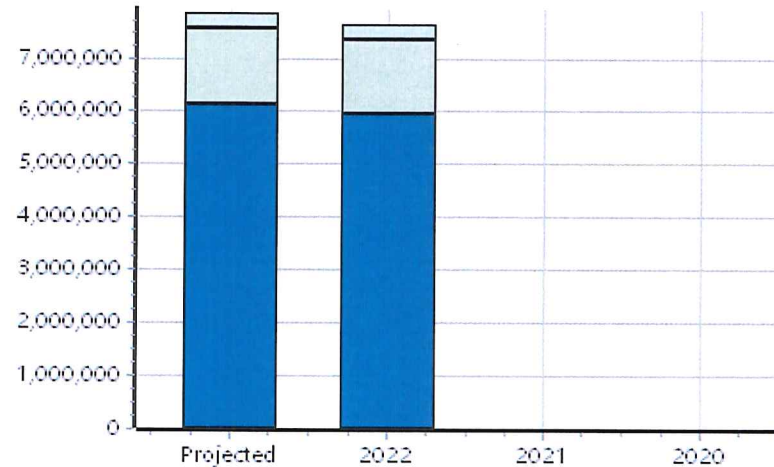
**Net Assessed** 1,432,474

**Net Assessed Under Protest**

Public Service	Count	Value
<b>Total PS Value</b>	<b>11</b>	<b>295,458</b>

**TIF Increment Value**

**Net Assessed** 295,458



**District Totals**

Total Gross Value	8,268,334
Homestead Loss	357,111
Other Exemption Loss	67,930

**TIF Increment Value**

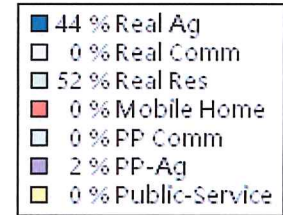
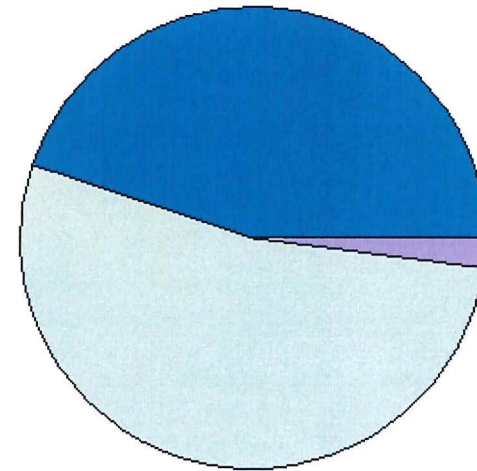
**Retained TIF Value**

**Net Assessed Value** 7,843,293

**Net Assessed Under Protest**

\* Public Service Protests Values are not included on this report.

Real	Count	Value
Agricultural	13	19,399
Commercial	0	0
Residential	23	22,678
<b>Total Real Value</b>	<b>36</b>	<b>42,077</b>
Homestead	1	1,000
Veteran	0	0
Other	0	0
<b>Total Exempt</b>	<b>1</b>	<b>1,000</b>



**TIF Increment Value**

**Net Assessed** 41,077

**Net Assessed Under Protest**

Senior Freeze	0	0
Capped Parcels	25	20,174

Personal	Count	Value
Agricultural	2	979
Commercial	0	0
Mobile Home	0	0
<b>Total Personal</b>	<b>2</b>	<b>979</b>
<b>Total Exempt</b>	<b>0</b>	<b>0</b>

**TIF Increment Value**

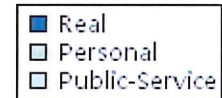
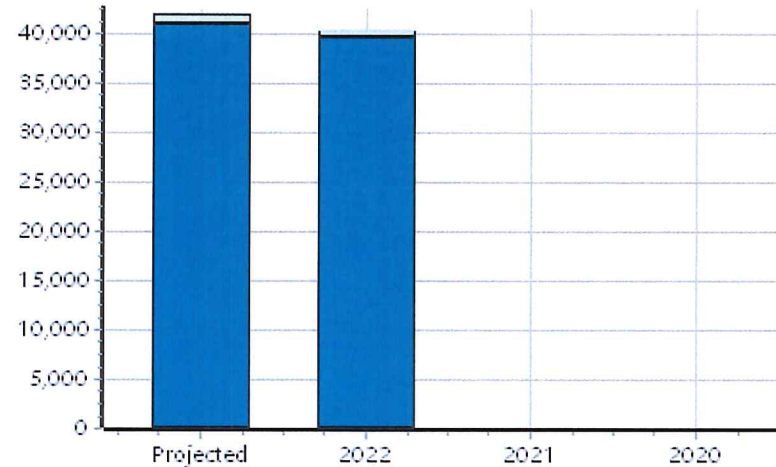
**Net Assessed** 979

**Net Assessed Under Protest**

Public Service	Count	Value
<b>Total PS Value</b>	<b>1</b>	<b>146</b>

**TIF Increment Value**

**Net Assessed** 146



**District Totals**

Total Gross Value	43,202
Homestead Loss	1,000
Other Exemption Loss	0

**TIF Increment Value**

**Retained TIF Value**

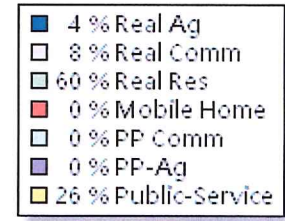
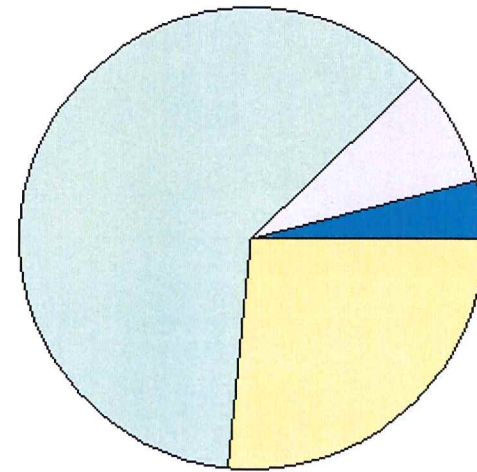
**Net Assessed Value** 42,202

**Net Assessed Under Protest**

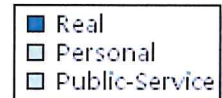
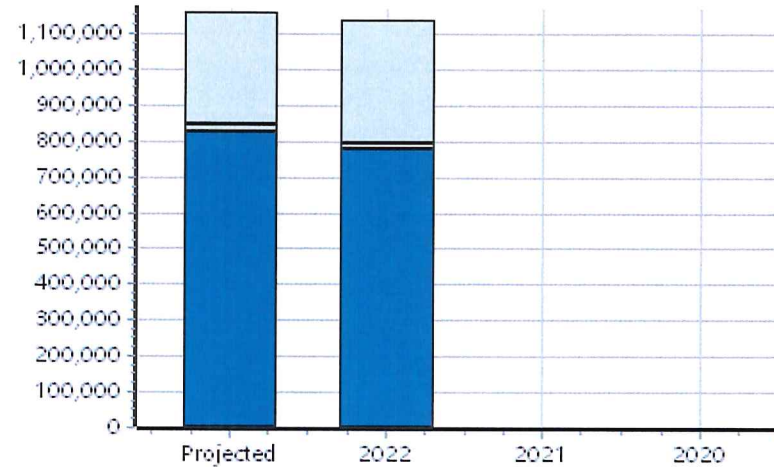
\* Public Service Protests Values are not included on this report.



Real	Count	Value
Agricultural	32	45,037
Commercial	32	108,940
Residential	191	733,546
<b>Total Real Value</b>	<b>255</b>	<b>887,523</b>
Homestead	61	62,000
Veteran	1	1,642
Other	0	0
<b>Total Exempt</b>	<b>63</b>	<b>63,642</b>
<b>TIF Increment Value</b>		
<b>Net Assessed</b>		<b>823,881</b>
<b>Net Assessed Under Protest</b>		
Senior Freeze	7	13,828
Capped Parcels	187	192,883



Personal	Count	Value
Agricultural	3	4,308
Commercial	5	10,191
Mobile Home	1	7,579
<b>Total Personal</b>	<b>9</b>	<b>22,078</b>
<b>Total Exempt</b>	<b>0</b>	<b>0</b>
<b>TIF Increment Value</b>		
<b>Net Assessed</b>		<b>22,078</b>
<b>Net Assessed Under Protest</b>		
<b>Public Service</b>		
<b>Total PS Value</b>	<b>8</b>	<b>312,204</b>
<b>TIF Increment Value</b>		
<b>Net Assessed</b>		<b>312,204</b>



<b>District Totals</b>	
Total Gross Value	1,221,805
Homestead Loss	62,000
Other Exemption Loss	1,642
<b>TIF Increment Value</b>	
<b>Retained TIF Value</b>	
<b>Net Assessed Value</b>	<b>1,158,163</b>
<b>Net Assessed Under Protest</b>	

\* Public Service Protests Values are not included on this report.

Real	Count	Value
Agricultural	9	2,737
Commercial	48	278,550
Residential	245	1,194,947
<b>Total Real Value</b>	<b>302</b>	<b>1,476,234</b>
Homestead	77	78,316
Veteran	2	19,129
Other	0	0
<b>Total Exempt</b>	<b>81</b>	<b>97,445</b>

**TIF Increment Value**

**Net Assessed** 1,378,789

**Net Assessed Under Protest**

Senior Freeze	8	18,391
Capped Parcels	213	800,977

Personal	Count	Value
Agricultural	6	71,126
Commercial	24	296,727
Mobile Home	1	543
<b>Total Personal</b>	<b>31</b>	<b>368,396</b>
<b>Total Exempt</b>	<b>0</b>	<b>0</b>

**TIF Increment Value**

**Net Assessed** 368,396

**Net Assessed Under Protest**

Public Service	Count	Value
<b>Total PS Value</b>	<b>8</b>	<b>412,780</b>

**TIF Increment Value**

**Net Assessed** 412,780

**District Totals**

Total Gross Value	2,257,410
Homestead Loss	78,316
Other Exemption Loss	19,129

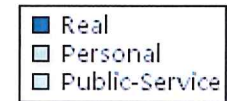
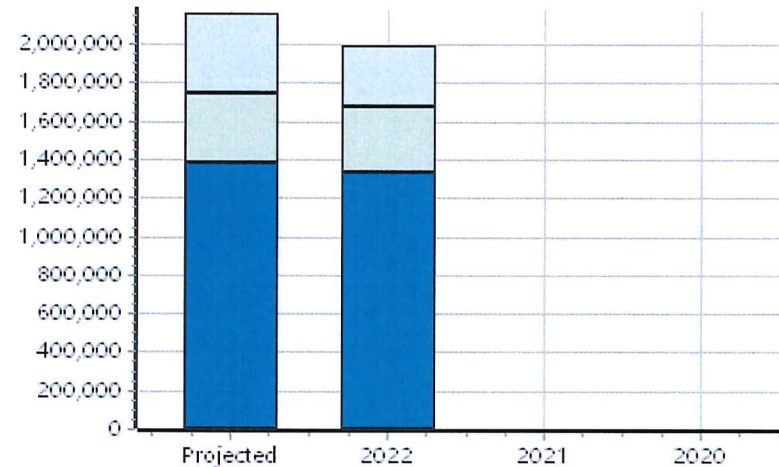
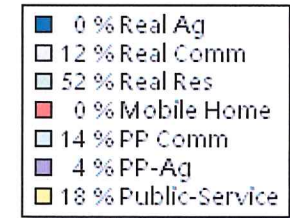
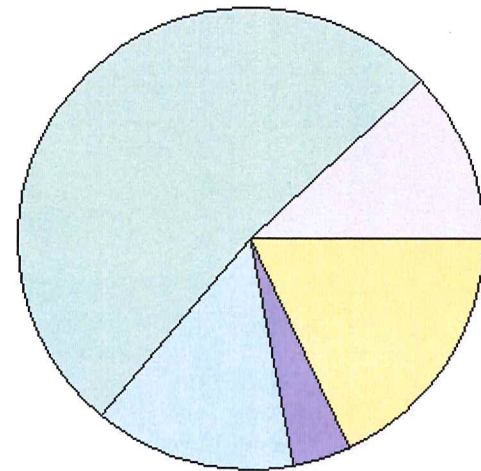
**TIF Increment Value**

**Retained TIF Value**

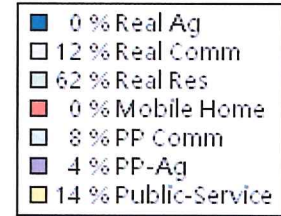
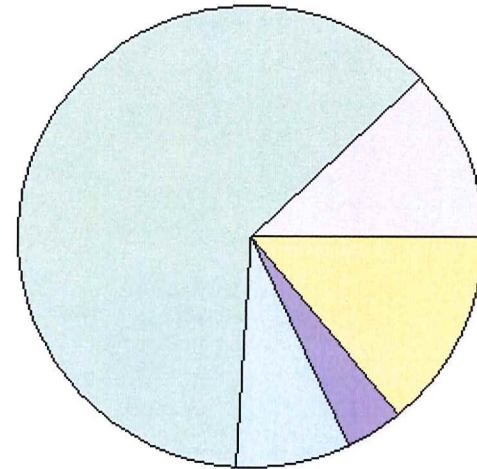
**Net Assessed Value** 2,159,965

**Net Assessed Under Protest**

\* Public Service Protests Values are not included on this report.



Real	Count	Value
Agricultural	14	5,324
Commercial	30	115,466
Residential	180	628,324
<b>Total Real Value</b>	<b>224</b>	<b>749,114</b>
Homestead	54	53,305
Veteran	3	9,922
Other	0	0
<b>Total Exempt</b>	<b>59</b>	<b>63,227</b>

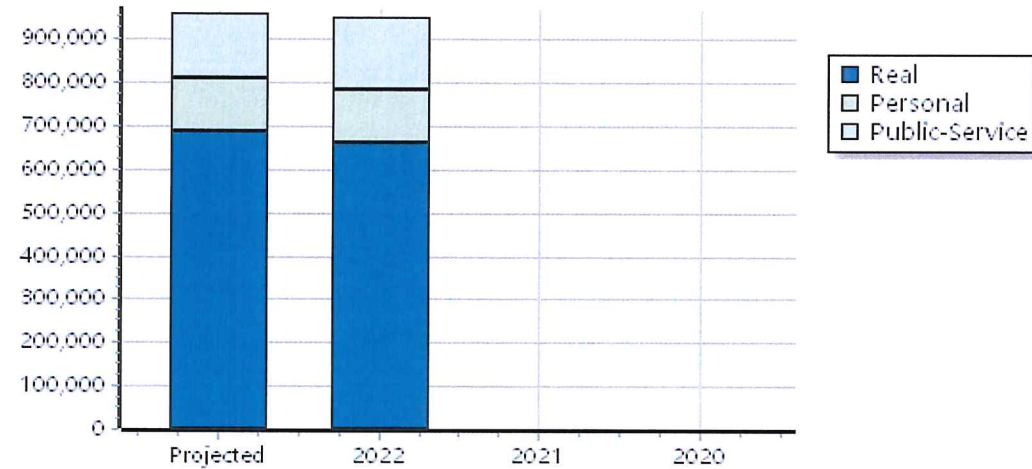


<b>TIF Increment Value</b>		
<b>Net Assessed</b>	<b>685,887</b>	
<b>Net Assessed Under Protest</b>		
Senior Freeze	4	11,095
Capped Parcels	184	401,914

Personal	Count	Value
Agricultural	1	48,903
Commercial	13	75,018
Mobile Home	0	0
<b>Total Personal</b>	<b>14</b>	<b>123,921</b>
<b>Total Exempt</b>	<b>0</b>	<b>0</b>

<b>TIF Increment Value</b>	
<b>Net Assessed</b>	<b>123,921</b>
<b>Net Assessed Under Protest</b>	

Public Service	Count	Value
<b>Total PS Value</b>	<b>7</b>	<b>148,704</b>
<b>TIF Increment Value</b>		
<b>Net Assessed</b>		<b>148,704</b>

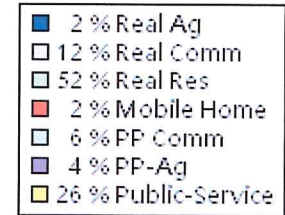
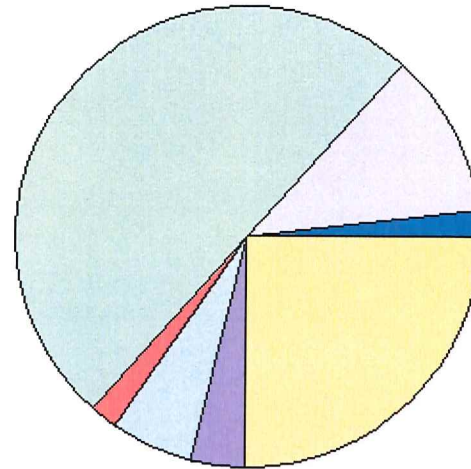


District Totals	
Total Gross Value	1,021,739
Homestead Loss	53,305
Other Exemption Loss	9,922
<b>TIF Increment Value</b>	
<b>Retained TIF Value</b>	
<b>Net Assessed Value</b>	<b>958,512</b>
<b>Net Assessed Under Protest</b>	

\* Public Service Protests Values are not included on this report.



Real	Count	Value
Agricultural	29	21,350
Commercial	61	195,404
Residential	316	872,678
<b>Total Real Value</b>	<b>406</b>	<b>1,089,432</b>
Homestead	72	76,513
Veteran	1	466
Other	0	0
<b>Total Exempt</b>	<b>79</b>	<b>76,979</b>



**TIF Increment Value**

**Net Assessed** 1,012,453

**Net Assessed Under Protest**

Senior Freeze	14	21,842
Capped Parcels	265	503,324

Personal	Count	Value
Agricultural	3	51,901
Commercial	15	107,084
Mobile Home	1	18,002
<b>Total Personal</b>	<b>19</b>	<b>176,987</b>
<b>Total Exempt</b>	<b>0</b>	<b>0</b>

**TIF Increment Value**

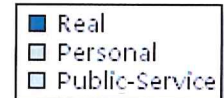
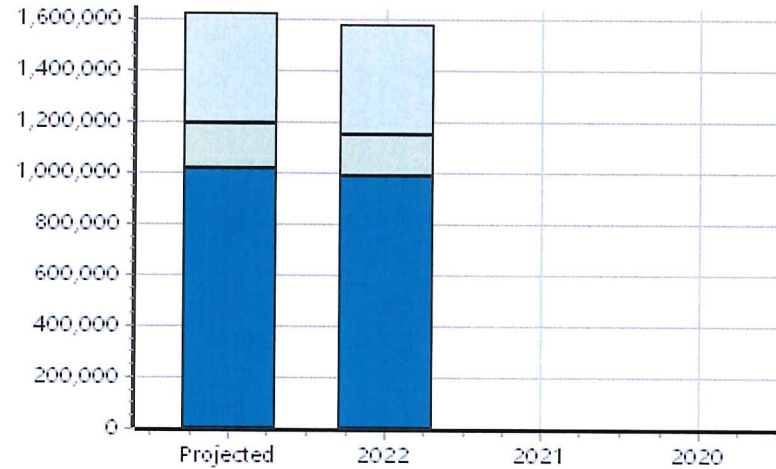
**Net Assessed** 176,987

**Net Assessed Under Protest**

Public Service	Count	Value
<b>Total PS Value</b>	<b>7</b>	<b>430,942</b>

**TIF Increment Value**

**Net Assessed** 430,942



**District Totals**

Total Gross Value	1,697,361
Homestead Loss	76,513
Other Exemption Loss	466

**TIF Increment Value**

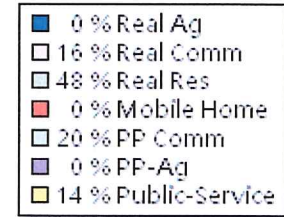
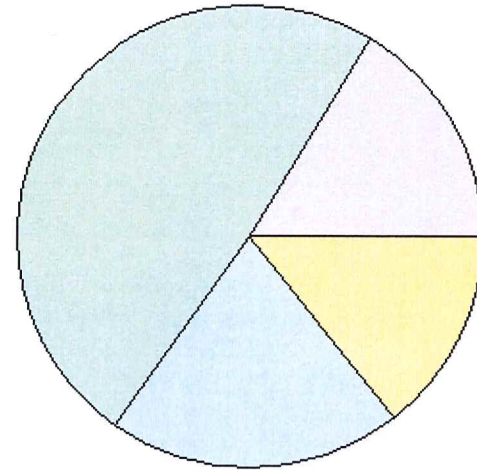
**Retained TIF Value**

**Net Assessed Value** 1,620,382

**Net Assessed Under Protest**

\* Public Service Protests Values are not included on this report.

Real	Count	Value
Agricultural	11	736
Commercial	19	161,708
Residential	212	463,725
<b>Total Real Value</b>	<b>242</b>	<b>626,169</b>
Homestead	47	47,713
Veteran	1	1,873
Other	0	0
<b>Total Exempt</b>	<b>50</b>	<b>49,586</b>



**TIF Increment Value**

**Net Assessed** 576,583

**Net Assessed Under Protest**

Senior Freeze	5	8,863
Capped Parcels	172	387,785

Personal	Count	Value
Agricultural	2	724
Commercial	4	185,682
Mobile Home	2	1,177
<b>Total Personal</b>	<b>8</b>	<b>187,583</b>
<b>Total Exempt</b>	<b>0</b>	<b>0</b>

**TIF Increment Value**

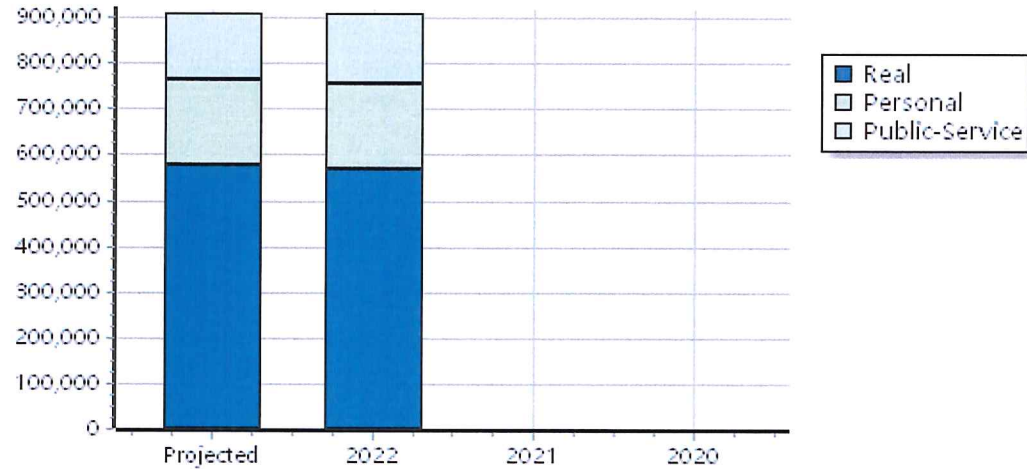
**Net Assessed** 187,583

**Net Assessed Under Protest**

Public Service	Count	Value
<b>Total PS Value</b>	<b>8</b>	<b>143,340</b>

**TIF Increment Value**

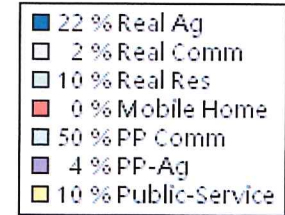
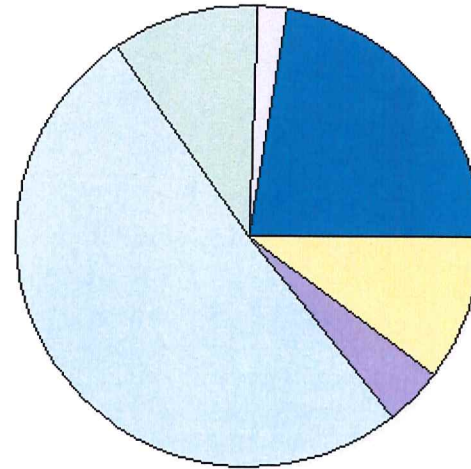
**Net Assessed** 143,340



District Totals	
Total Gross Value	957,092
Homestead Loss	47,713
Other Exemption Loss	1,873
<b>TIF Increment Value</b>	
<b>Retained TIF Value</b>	
<b>Net Assessed Value</b>	<b>907,506</b>
<b>Net Assessed Under Protest</b>	

\* Public Service Protests Values are not included on this report.

Real	Count	Value
Agricultural	4,927	28,763,373
Commercial	483	3,789,884
Residential	2,777	12,796,140
<b>Total Real Value</b>	<b>8,187</b>	<b>45,349,397</b>
Homestead	1,139	1,138,000
Veteran	19	128,116
Other	2	20,043
<b>Total Exempt</b>	<b>1,192</b>	<b>1,286,159</b>



**TIF Increment Value**

**Net Assessed 44,063,238**

**Net Assessed Under Protest 0 0**

Senior Freeze	101	304,791
Capped Parcels	3,324	7,688,170

Personal	Count	Value
Agricultural	550	6,414,422
Commercial	371	64,269,891
Mobile Home	32	128,148
<b>Total Personal</b>	<b>953</b>	<b>70,812,461</b>
<b>Total Exempt</b>	<b>0</b>	<b>0</b>

**TIF Increment Value**

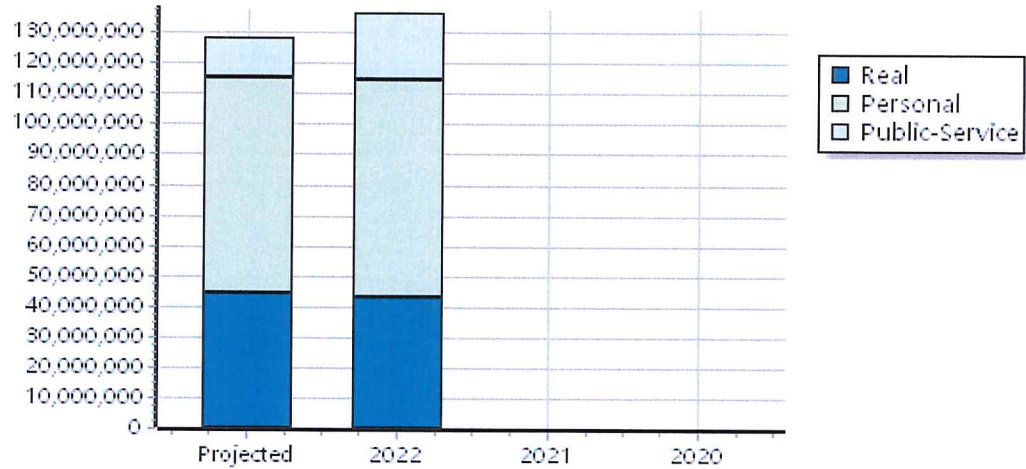
**Net Assessed 70,812,461**

**Net Assessed Under Protest 14 19,023,957**

Public Service	Count	Value
<b>Total PS Value</b>	<b>126</b>	<b>13,146,605</b>

**TIF Increment Value**

**Net Assessed 13,146,605**



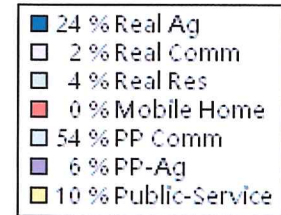
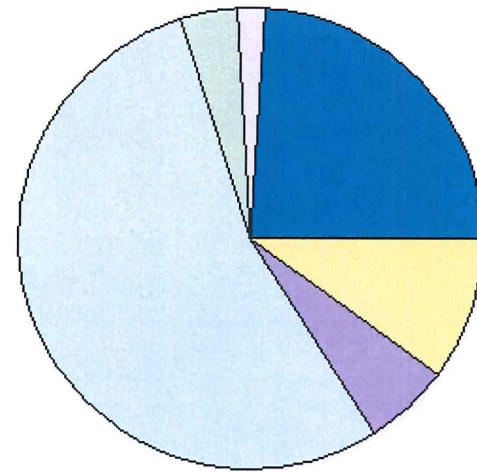
**District Totals**

Total Gross Value	129,308,463
Homestead Loss	1,138,000
Other Exemption Loss	148,159
<b>TIF Increment Value</b>	
<b>Retained TIF Value</b>	
<b>Net Assessed Value</b>	<b>128,022,304</b>
<b>Net Assessed Under Protest</b>	<b>19,023,957</b>

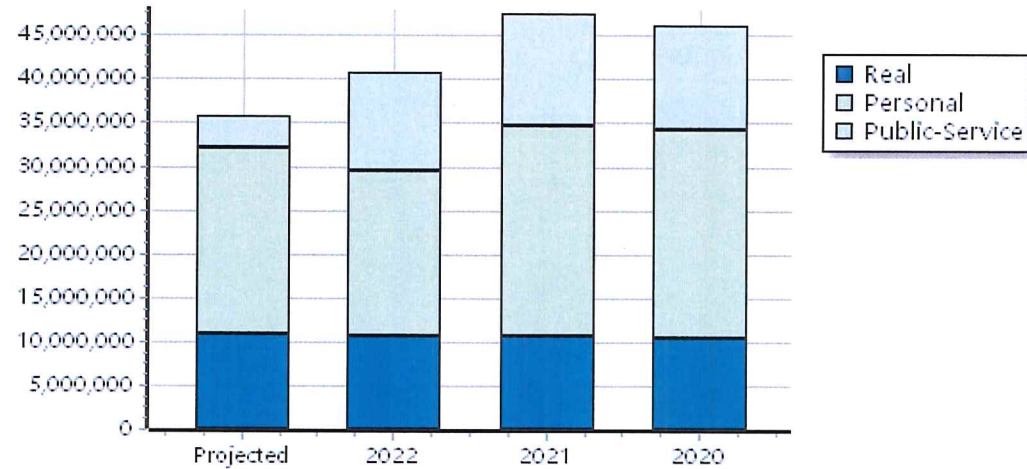
\* Public Service Protests Values are not included on this report.



Real	Count	Value
Agricultural	1,531	8,896,685
Commercial	61	545,530
Residential	227	1,533,218
<b>Total Real Value</b>	<b>1,819</b>	<b>10,975,433</b>
Homestead	137	132,163
Veteran	0	0
Other	0	0
<b>Total Exempt</b>	<b>139</b>	<b>132,163</b>
<b>TIF Increment Value</b>		
<b>Net Assessed</b>		<b>10,843,270</b>
<b>Net Assessed Under Protest</b>	<b>0</b>	<b>0</b>
Senior Freeze	3	10,200
Capped Parcels	349	746,307



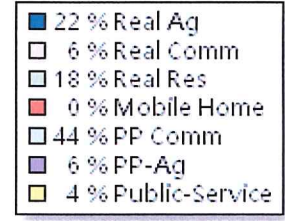
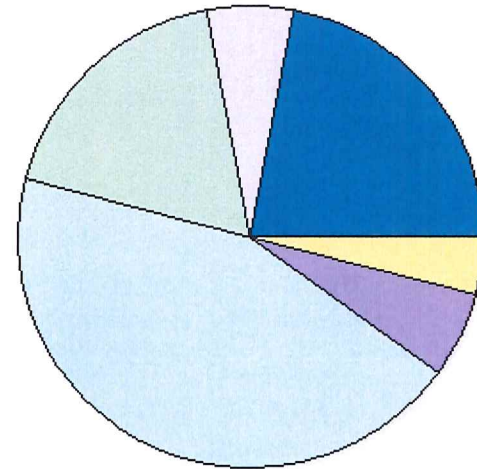
Personal	Count	Value
Agricultural	151	2,066,090
Commercial	33	19,196,605
Mobile Home	3	13,362
<b>Total Personal</b>	<b>187</b>	<b>21,276,057</b>
<b>Total Exempt</b>	<b>0</b>	<b>0</b>
<b>TIF Increment Value</b>		
<b>Net Assessed</b>		<b>21,276,057</b>
<b>Net Assessed Under Protest</b>	<b>2</b>	<b>12,169,195</b>
Public Service	Count	Value
<b>Total PS Value</b>	<b>18</b>	<b>3,723,322</b>
<b>TIF Increment Value</b>		
<b>Net Assessed</b>		<b>3,723,322</b>



District Totals	
Total Gross Value	35,974,812
Homestead Loss	132,163
Other Exemption Loss	0
<b>TIF Increment Value</b>	
<b>Retained TIF Value</b>	
<b>Net Assessed Value</b>	<b>35,842,649</b>
<b>Net Assessed Under Protest</b>	<b>12,169,195</b>

\* Public Service Protests Values are not included on this report.

Real	Count	Value
Agricultural	1,099	7,019,393
Commercial	189	2,045,408
Residential	1,002	5,637,398
<b>Total Real Value</b>	<b>2,290</b>	<b>14,702,199</b>
Homestead	465	465,579
Veteran	7	54,120
Other	2	20,043
<b>Total Exempt</b>	<b>489</b>	<b>539,742</b>



**TIF Increment Value**

**Net Assessed** 14,162,457

**Net Assessed Under Protest** 0 0

Senior Freeze 46 176,685

Capped Parcels 1,132 3,015,772

Personal	Count	Value
Agricultural	159	1,595,606
Commercial	164	14,204,679
Mobile Home	14	46,807
<b>Total Personal</b>	<b>337</b>	<b>15,847,092</b>
<b>Total Exempt</b>	<b>0</b>	<b>0</b>

**TIF Increment Value**

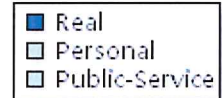
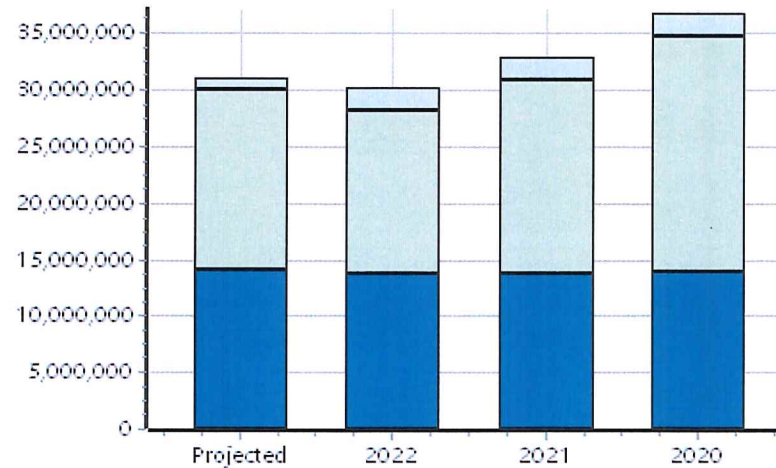
**Net Assessed** 15,847,092

**Net Assessed Under Protest** 2 2,760,729

Public Service	Count	Value
<b>Total PS Value</b>	<b>25</b>	<b>1,053,880</b>

**TIF Increment Value**

**Net Assessed** 1,053,880



**District Totals**

Total Gross Value 31,603,171

Homestead Loss 465,579

Other Exemption Loss 74,163

**TIF Increment Value**

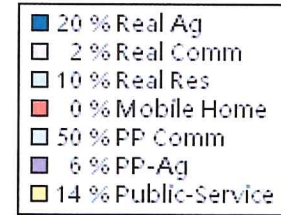
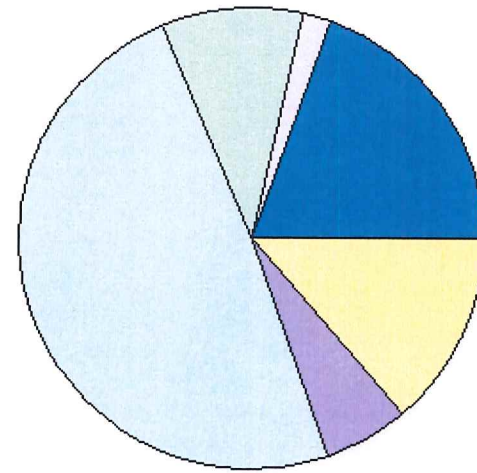
**Retained TIF Value**

**Net Assessed Value** 31,063,429

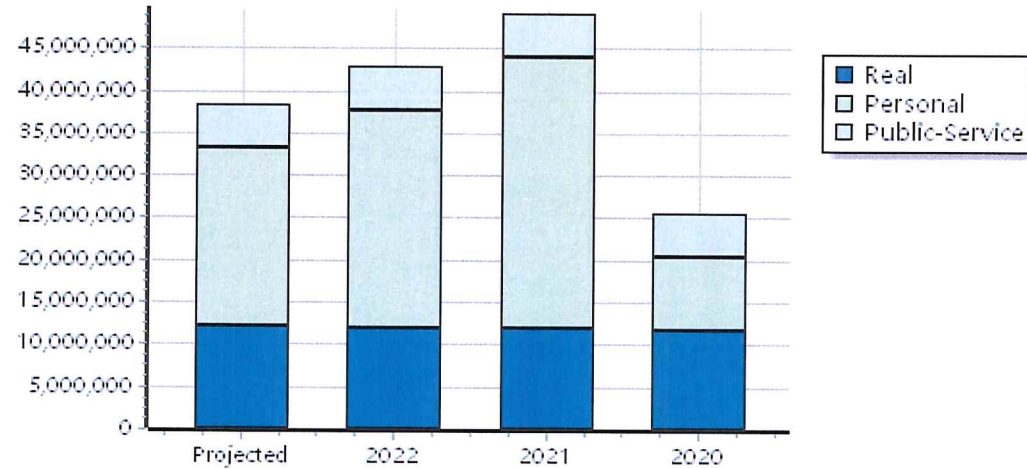
**Net Assessed Under Protest** 2,760,729

\* Public Service Protests Values are not included on this report.

Real	Count	Value
Agricultural	1,449	7,937,442
Commercial	138	753,609
Residential	980	3,940,811
<b>Total Real Value</b>	<b>2,567</b>	<b>12,631,862</b>
Homestead	356	355,700
Veteran	10	71,657
Other	0	0
<b>Total Exempt</b>	<b>373</b>	<b>427,357</b>
<b>TIF Increment Value</b>		
<b>Net Assessed</b>		<b>12,204,505</b>
<b>Net Assessed Under Protest</b>	<b>0</b>	<b>0</b>
Senior Freeze	31	81,107
Capped Parcels	1,168	2,583,903



Personal	Count	Value
Agricultural	162	1,957,176
Commercial	102	19,034,305
Mobile Home	10	34,382
<b>Total Personal</b>	<b>274</b>	<b>21,025,863</b>
<b>Total Exempt</b>	<b>0</b>	<b>0</b>
<b>TIF Increment Value</b>		
<b>Net Assessed</b>		<b>21,025,863</b>
<b>Net Assessed Under Protest</b>	<b>2</b>	<b>2,203,578</b>
Public Service	Count	Value
<b>Total PS Value</b>	<b>38</b>	<b>5,151,586</b>
<b>TIF Increment Value</b>		
<b>Net Assessed</b>		<b>5,151,586</b>

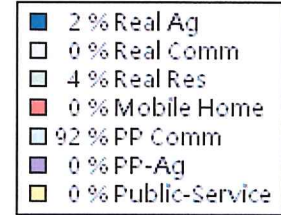
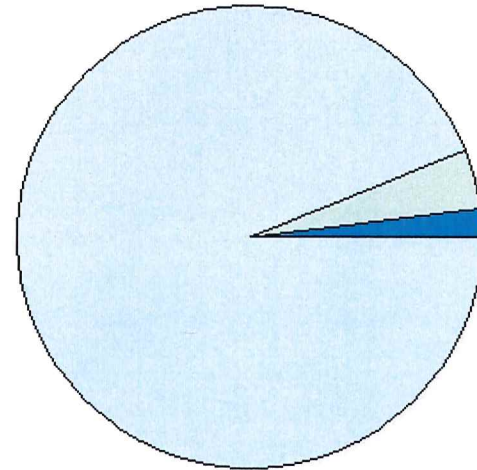


<b>District Totals</b>	
Total Gross Value	38,809,311
Homestead Loss	355,700
Other Exemption Loss	71,657
<b>TIF Increment Value</b>	
<b>Retained TIF Value</b>	
<b>Net Assessed Value</b>	<b>38,381,954</b>
<b>Net Assessed Under Protest</b>	<b>2,203,578</b>

\* Public Service Protests Values are not included on this report.

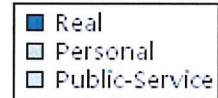
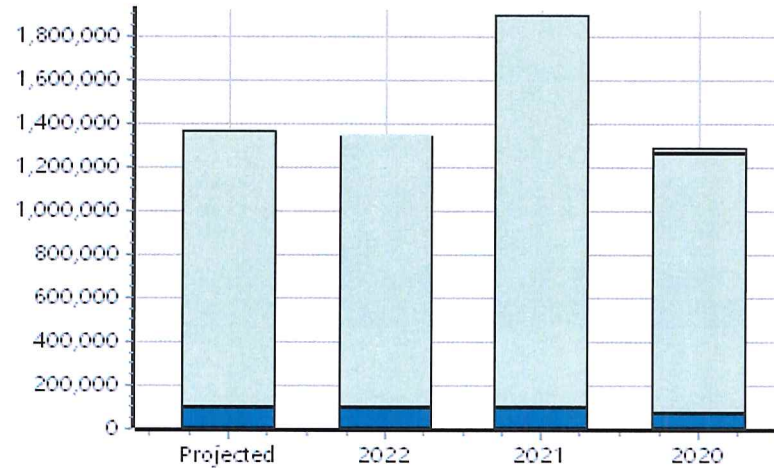


Real	Count	Value
Agricultural	8	38,002
Commercial	0	0
Residential	1	53,978
<b>Total Real Value</b>	<b>9</b>	<b>91,980</b>
Homestead	0	0
Veteran	0	0
Other	0	0
<b>Total Exempt</b>	<b>0</b>	<b>0</b>



TIF Increment Value	
<b>Net Assessed</b>	<b>91,980</b>
<b>Net Assessed Under Protest</b>	<b>0</b>
Senior Freeze	0
Capped Parcels	132

Personal	Count	Value
Agricultural	0	0
Commercial	3	1,275,270
Mobile Home	0	0
<b>Total Personal</b>	<b>3</b>	<b>1,275,270</b>
<b>Total Exempt</b>	<b>0</b>	<b>0</b>



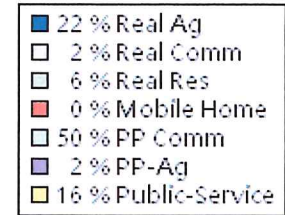
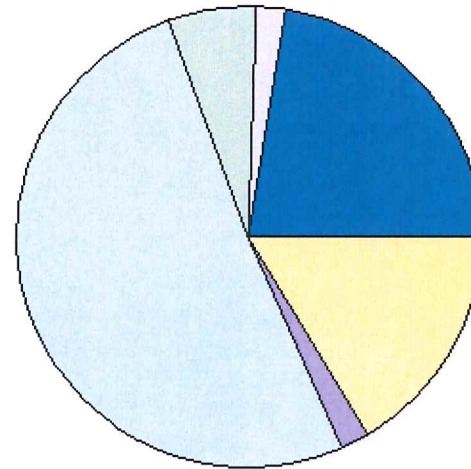
TIF Increment Value	
<b>Net Assessed</b>	<b>1,275,270</b>
<b>Net Assessed Under Protest</b>	<b>1</b> <b>849,133</b>

Public Service	Count	Value
<b>Total PS Value</b>	<b>4</b>	<b>4,486</b>
<b>TIF Increment Value</b>		
<b>Net Assessed</b>		<b>4,486</b>

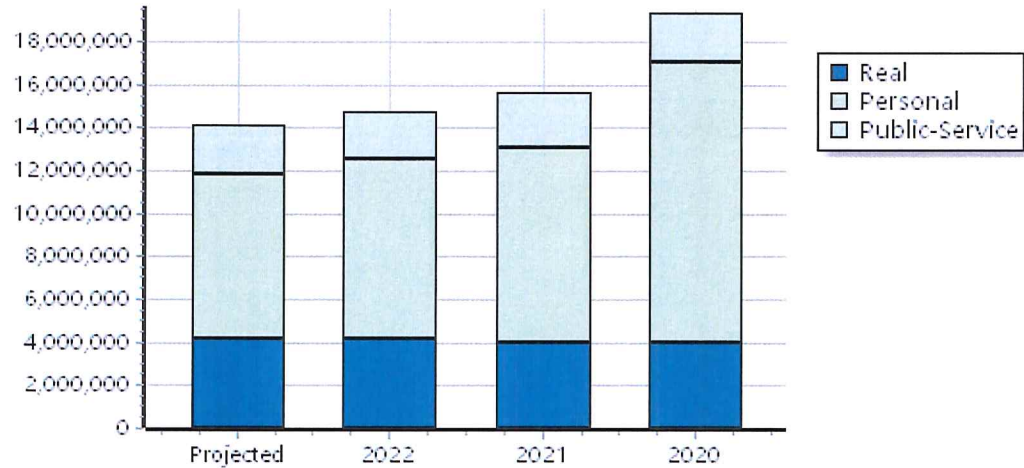
District Totals	
Total Gross Value	1,371,736
Homestead Loss	0
Other Exemption Loss	0
<b>TIF Increment Value</b>	
<b>Retained TIF Value</b>	
<b>Net Assessed Value</b>	<b>1,371,736</b>
<b>Net Assessed Under Protest</b>	<b>849,133</b>

\* Public Service Protests Values are not included on this report.

Real	Count	Value
Agricultural	566	3,056,553
Commercial	70	244,799
Residential	331	956,241
<b>Total Real Value</b>	<b>967</b>	<b>4,257,593</b>
Homestead	96	99,013
Veteran	1	466
Other	0	0
<b>Total Exempt</b>	<b>103</b>	<b>99,479</b>
<b>TIF Increment Value</b>		
<b>Net Assessed</b>		<b>4,158,114</b>
<b>Net Assessed Under Protest</b>	<b>0</b>	<b>0</b>
Senior Freeze	15	23,789
Capped Parcels	385	770,594



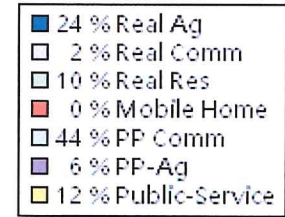
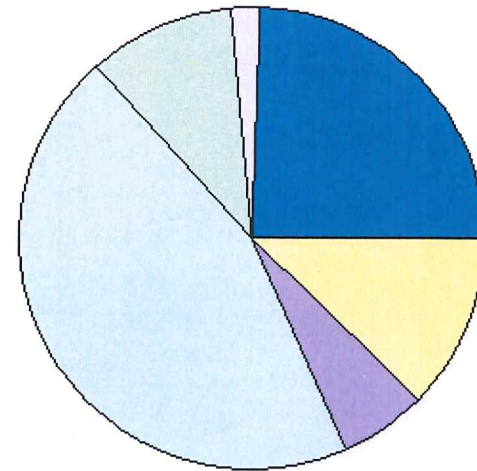
Personal	Count	Value
Agricultural	33	402,091
Commercial	41	7,191,261
Mobile Home	1	18,002
<b>Total Personal</b>	<b>75</b>	<b>7,611,354</b>
<b>Total Exempt</b>	<b>0</b>	<b>0</b>
<b>TIF Increment Value</b>		
<b>Net Assessed</b>		<b>7,611,354</b>
<b>Net Assessed Under Protest</b>	<b>2</b>	<b>87,153</b>
<b>Public Service</b>		
<b>Total PS Value</b>	<b>19</b>	<b>2,327,959</b>
<b>TIF Increment Value</b>		
<b>Net Assessed</b>		<b>2,327,959</b>



<b>District Totals</b>	
Total Gross Value	14,196,906
Homestead Loss	99,013
Other Exemption Loss	466
<b>TIF Increment Value</b>	
<b>Retained TIF Value</b>	
<b>Net Assessed Value</b>	<b>14,097,427</b>
<b>Net Assessed Under Protest</b>	<b>87,153</b>

\* Public Service Protests Values are not included on this report.

Real	Count	Value
Agricultural	253	1,700,007
Commercial	25	200,538
Residential	236	674,494
<b>Total Real Value</b>	<b>514</b>	<b>2,575,039</b>
Homestead	85	85,545
Veteran	1	1,873
Other	0	0
<b>Total Exempt</b>	<b>88</b>	<b>87,418</b>



**TIF Increment Value**

**Net Assessed** 2,487,621

**Net Assessed Under Protest** 0

Senior Freeze 6 13,010

Capped Parcels 289 571,462

Personal	Count	Value
Agricultural	45	393,459
Commercial	22	3,025,646
Mobile Home	4	15,595
<b>Total Personal</b>	<b>71</b>	<b>3,434,700</b>
<b>Total Exempt</b>	<b>0</b>	<b>0</b>

**TIF Increment Value**

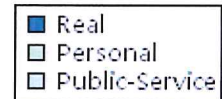
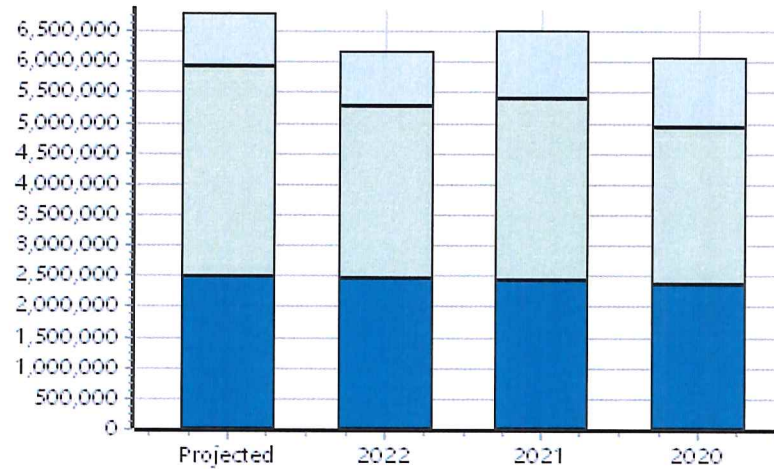
**Net Assessed** 3,434,700

**Net Assessed Under Protest** 2 810,730

Public Service	Count	Value
<b>Total PS Value</b>	<b>20</b>	<b>857,975</b>

**TIF Increment Value**

**Net Assessed** 857,975

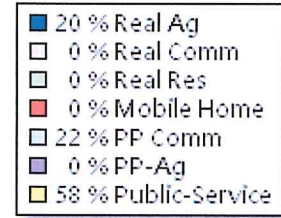
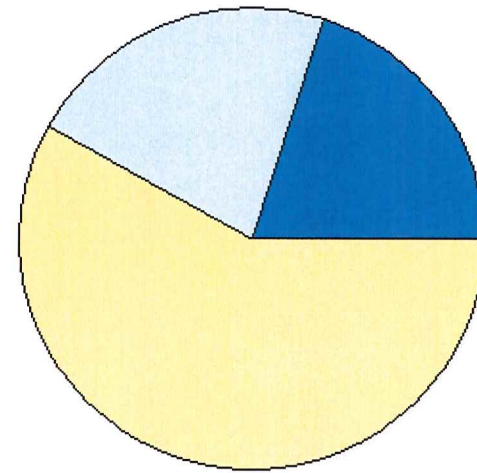


District Totals	
Total Gross Value	6,867,714
Homestead Loss	85,545
Other Exemption Loss	1,873
<b>TIF Increment Value</b>	
<b>Retained TIF Value</b>	
<b>Net Assessed Value</b>	<b>6,780,296</b>
<b>Net Assessed Under Protest</b>	<b>810,730</b>

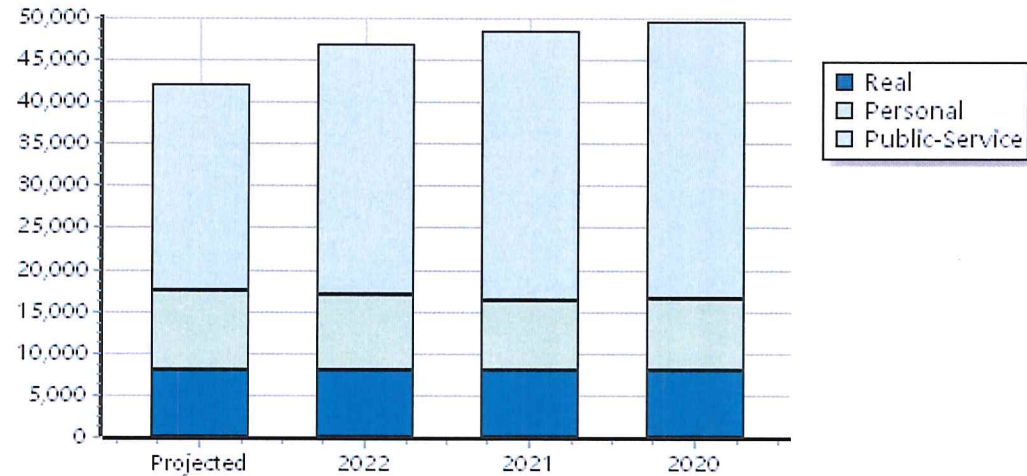
\* Public Service Protests Values are not included on this report.



Real	Count	Value
Agricultural	1	8,024
Commercial	0	0
Residential	0	0
<b>Total Real Value</b>	<b>1</b>	<b>8,024</b>
Homestead	0	0
Veteran	0	0
Other	0	0
<b>Total Exempt</b>	<b>0</b>	<b>0</b>
<b>TIF Increment Value</b>		
<b>Net Assessed</b>		<b>8,024</b>
<b>Net Assessed Under Protest</b>	<b>0</b>	<b>0</b>
Senior Freeze	0	0
Capped Parcels	0	0



Personal	Count	Value
Agricultural	0	0
Commercial	2	9,451
Mobile Home	0	0
<b>Total Personal</b>	<b>2</b>	<b>9,451</b>
<b>Total Exempt</b>	<b>0</b>	<b>0</b>
<b>TIF Increment Value</b>		
<b>Net Assessed</b>		<b>9,451</b>
<b>Net Assessed Under Protest</b>	<b>1</b>	<b>2,864</b>
<b>Public Service</b>		
<b>Total PS Value</b>	<b>1</b>	<b>24,679</b>
<b>TIF Increment Value</b>		
<b>Net Assessed</b>		<b>24,679</b>



<b>District Totals</b>	
Total Gross Value	42,154
Homestead Loss	0
Other Exemption Loss	0
<b>TIF Increment Value</b>	
<b>Retained TIF Value</b>	
<b>Net Assessed Value</b>	<b>42,154</b>
<b>Net Assessed Under Protest</b>	<b>2,864</b>

\* Public Service Protests Values are not included on this report.

Real	Count	Value
Agricultural	20	107,267
Commercial	0	0
Residential	0	0
<b>Total Real Value</b>	<b>20</b>	<b>107,267</b>
Homestead	0	0
Veteran	0	0
Other	0	0
<b>Total Exempt</b>	<b>0</b>	<b>0</b>

**TIF Increment Value**

<b>Net Assessed</b>		<b>107,267</b>
<b>Net Assessed Under Protest</b>	<b>0</b>	<b>0</b>
Senior Freeze	0	0
Capped Parcels	0	0

Personal	Count	Value
Agricultural	0	0
Commercial	4	332,674
Mobile Home	0	0
<b>Total Personal</b>	<b>4</b>	<b>332,674</b>
<b>Total Exempt</b>	<b>0</b>	<b>0</b>

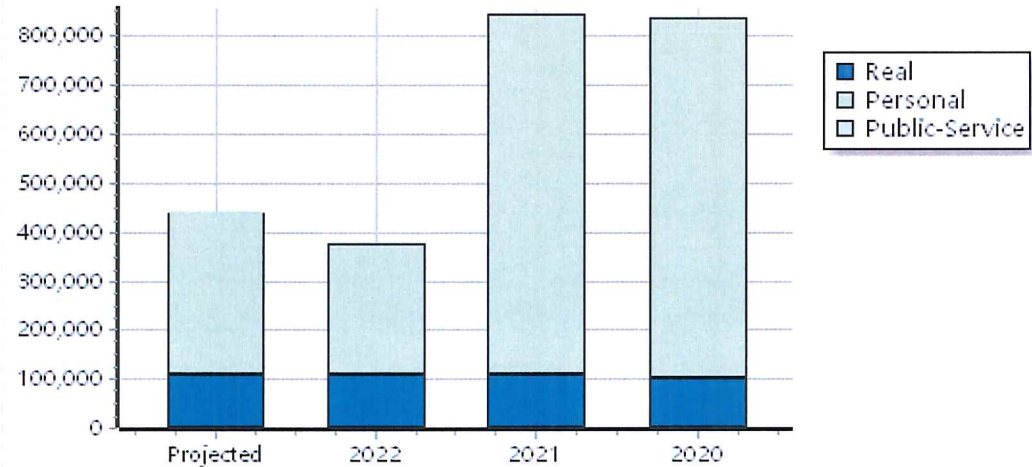
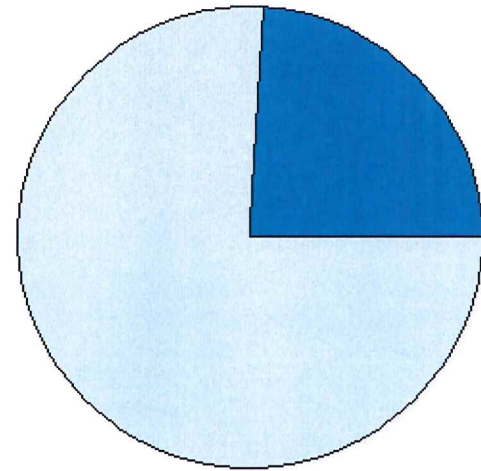
**TIF Increment Value**

<b>Net Assessed</b>		<b>332,674</b>
<b>Net Assessed Under Protest</b>	<b>2</b>	<b>140,575</b>

Public Service	Count	Value
<b>Total PS Value</b>	<b>1</b>	<b>2,718</b>
<b>TIF Increment Value</b>		
<b>Net Assessed</b>		<b>2,718</b>

District Totals	
Total Gross Value	442,659
Homestead Loss	0
Other Exemption Loss	0
<b>TIF Increment Value</b>	
<b>Retained TIF Value</b>	
<b>Net Assessed Value</b>	<b>442,659</b>
<b>Net Assessed Under Protest</b>	<b>140,575</b>

\* Public Service Protests Values are not included on this report.



Real	Count	Value
Agricultural	827	4,794,562
Commercial	95	445,337
Residential	568	1,684,713
<b>Total Real Value</b>	<b>1,490</b>	<b>6,924,612</b>
Homestead	181	184,558
Veteran	2	2,339
Other	0	0
<b>Total Exempt</b>	<b>191</b>	<b>186,897</b>

**TIF Increment Value**

**Net Assessed** 6,737,715

**Net Assessed Under Protest** 0 0

Senior Freeze 21 36,799

Capped Parcels 675 1,342,188

Personal	Count	Value
Agricultural	78	795,550
Commercial	66	11,492,177
Mobile Home	5	33,597
<b>Total Personal</b>	<b>149</b>	<b>12,321,324</b>
<b>Total Exempt</b>	<b>0</b>	<b>0</b>

**TIF Increment Value**


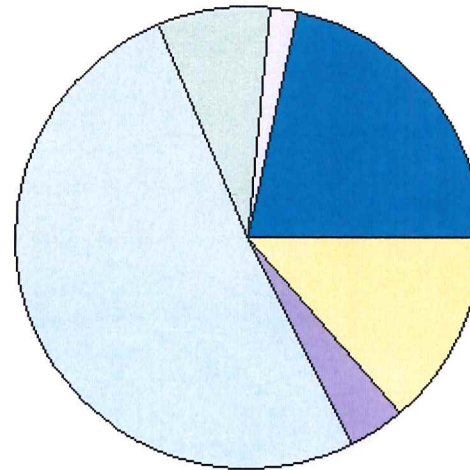
**Net Assessed** 12,321,324

**Net Assessed Under Protest** 5 1,747,016

Public Service	Count	Value
<b>Total PS Value</b>	<b>43</b>	<b>3,190,420</b>
<b>TIF Increment Value</b>		
<b>Net Assessed</b>		<b>3,190,420</b>

District Totals	
Total Gross Value	22,436,356
Homestead Loss	184,558
Other Exemption Loss	2,339
<b>TIF Increment Value</b>	
<b>Retained TIF Value</b>	
<b>Net Assessed Value</b>	<b>22,249,459</b>
<b>Net Assessed Under Protest</b>	<b>1,747,016</b>

\* Public Service Protests Values are not included on this report.





Real	Count	Value
Agricultural	1,099	7,019,393
Commercial	189	2,045,408
Residential	1,002	5,637,398
<b>Total Real Value</b>	<b>2,290</b>	<b>14,702,199</b>
Homestead	465	465,579
Veteran	7	54,120
Other	2	20,043
<b>Total Exempt</b>	<b>489</b>	<b>539,742</b>

**TIF Increment Value**

**Net Assessed** 14,162,457

**Net Assessed Under Protest** 0 0

Senior Freeze 46 176,685

Capped Parcels 1,132 3,015,772

Personal	Count	Value
Agricultural	159	1,595,606
Commercial	164	14,204,679
Mobile Home	14	46,807
<b>Total Personal</b>	<b>337</b>	<b>15,847,092</b>
<b>Total Exempt</b>	<b>0</b>	<b>0</b>

**TIF Increment Value**

**Net Assessed** 15,847,092

**Net Assessed Under Protest** 2 2,760,729

Public Service	Count	Value
<b>Total PS Value</b>	<b>25</b>	<b>1,053,880</b>

**TIF Increment Value**

**Net Assessed** 1,053,880

**District Totals**

Total Gross Value 31,603,171

Homestead Loss 465,579

Other Exemption Loss 74,163

**TIF Increment Value**

**Retained TIF Value**

**Net Assessed Value** 31,063,429

**Net Assessed Under Protest** 2,760,729

\* Public Service Protests Values are not included on this report.

